



GUINNESS
GLOBAL INVESTORS
MULTI-ASSET FUNDS

June 2023
Market Update &
Investment Report

POWERED BY



Brewin
Dolphin

This is a marketing communication. Please refer to the prospectus and KID/KIIDs for the Funds before making any final investment decisions. This document is presented to you in your capacity as a Professional Client and is not for general distribution to Retail Clients. Should you receive this document as a Retail Client you should disregard its content and take no action based upon it.

Contents



3

The Month in a Minute >



4

The Month in Numbers >



5

Asset Allocation Overview >



6

Equity Allocation by Region >




8

At a glance The Balanced Fund >



9

At a glance The Growth Fund >




The Month in a Minute...



May Overview

May was a difficult month for markets with both bond and equity markets falling. The one bright spot was Japan where the TOPIX returned 1% in US\$ terms. Strong private consumption and investment saw GDP grow 1.4% in real terms. With inflation rising to 4.1% the optimism is that they are out of the historic deflationary environment.

Within markets, growth, and in particular the IT sector continued their strong performance in 2023. The largest 10 stocks in the S&P 500 have accounted for most of the gains this year given the potential demand in chips and semiconductors fuelled by the growth of Artificial Intelligence (AI).



On the economic front, manufacturing PMIs (Purchasing Managers Indices) are still contracting in developed markets whilst the Services sector continue to enjoy robust expansion driven by unemployment at historic lows and strong wage demand. This has seen inflation remain stubbornly high with the Fed, BoE and ECB continuing their rate hiking cycles. The rhetoric, however, has altered as the central banks strive to

conquer inflation. The sentiment is that a more tempered approach with a need to be flexible. As a result, inflation is likely to remain higher than expected at the start of the year pushing back the first rate cut until possibly early 2024. The resilience of inflation lead to a fall in government bond prices with the UK markets suffering the largest falls exasperated by the weakness of sterling versus the dollar.

The US was overshadowed by the Republicans using the debt ceiling negotiations as a political tool risking a potential default. By the end of the month, an agreement had been reached with both houses passing the bill in early June avoiding the potential risk.



The overweight position to cash and underweight position to global REITs contributed to performance in difficult market conditions, with the tech heavy exposure of the Invesco Nasdaq the main stock highlight.

The Month in Numbers



As at 31/05/2023	Guinness Multi-Asset Balanced Fund			Guinness Multi-Asset Growth Fund		
	Strategic Asset Allocation	Tactical Asset Allocation	Difference vs SAA	Strategic Asset Allocation	Tactical Asset Allocation	Difference vs SAA
Cash	2.5%	4.0%	1.5%	2.5%	4.0%	1.5%
Bonds	22.5%	21.0%	-1.5%	12.0%	10.5%	-1.5%
Government Bonds	8.5%	9.0%	0.5%	4.5%	5.0%	0.5%
Inflation Linked Bonds	3.0%	3.0%	0.0%	1.5%	1.5%	0.0%
Corporate Bonds	11.0%	9.0%	-2.0%	6.0%	4.0%	-2.0%
Equities	68.0%	67.5%	-0.5%	83.5%	83.0%	-0.5%
UK equities	2.7%	2.7%	0.0%	3.3%	3.3%	0.0%
International equities	65.3%	64.8%	-0.5%	80.2%	79.7%	-0.5%
US	42.5%	42.3%	-0.2%	52.2%	51.8%	-0.4%
Europe ex UK	8.6%	8.5%	-0.1%	10.6%	10.5%	-0.1%
Japan	4.5%	4.4%	-0.1%	5.5%	5.5%	0.0%
Asia ex Japan	8.2%	8.0%	-0.2%	10.0%	9.9%	-0.1%
EM	1.6%	1.6%	0.0%	2.0%	2.0%	0.0%
Alternatives	7.0%	7.5%	0.5%	2.0%	2.5%	0.5%
Hedge funds/alternatives	4.0%	5.0%	1.0%	1.0%	2.0%	1.0%
Commercial property	1.5%	1.0%	-0.5%	0.5%	0.0%	-0.5%
Gold	1.5%	1.5%	0.0%	0.5%	0.5%	0.0%

As at 31/05/2023 in GBP	Euro STOXX	MSCI UK	MSCI AC Asia ex Japan	MSCI Emerging Markets	S&P 500	TSE TOPIX
1m	-4.2%	-5.3%	-0.5%	-0.3%	1.8%	2.4%
3m	-2.0%	-4.5%	-2.8%	-2.2%	3.2%	2.9%
6m	6.8%	-0.1%	-3.8%	-4.3%	-1.0%	4.3%
1yr	10.0%	1.3%	-6.5%	-6.9%	4.1%	6.7%
3yr	38.1%	39.0%	8.9%	10.5%	41.6%	11.4%
5yr	32.5%	17.7%	4.2%	3.8%	76.4%	12.9%
10yr	117.4%	63.3%	74.2%	47.6%	258.5%	100.6%

Asset Allocation Overview



Positive Asset Class View



Negative Asset Class View

Equities



Recession risks are currently much higher than in a typical year - we now attach a 50% chance to a recession occurring in H1 next year. These odds aren't as high as some forecasters, but they are well above the odds of a recession in any given year. However, due to the uncertainties, it makes sense to perform a scenario analysis and attach weights to different outcomes. On this basis, acknowledging there is significant subjective judgement involved, the equity outlook does not look appealing relative to cash. Adjusted for the fact that equities are higher risk, and the relative attraction of cash over equities goes up more. This thinking underpins our desire to remain overweight cash and slightly underweight equities.

Bonds



We now have a small overweight to government bonds. Within this category, we favour Gilts, given the UK's interest sensitivity and more challenging economic outlook. With most central banks nearing the end of their tightening cycles, our bias is to continue to look for attractive entry points to go overweight government bonds. Corporate bonds have rallied since October last year, helped by credit spread compression. We expect spreads to widen anew as global growth slows. Meanwhile, with yield curves deeply inverted and central banks unlikely to start cutting rates anytime soon, the risk-free component is unlikely to support corporate bond performance over the next couple of months. Against this backdrop, we retain an underweight position.

Alternatives



The gold price has historically been inversely correlated with real (inflation adjusted) bond yields. The rally in gold over the past six months has been significantly stronger than one would have expected based on the much more modest recent drop in real yields. Dollar weakness has explained part of the divergence, as has the reportedly strong buying from foreign official sector purchasers (China, Russia) looking to diversify their reserve holdings. Against this backdrop, we retain a neutral position to gold. We remain underweight property. Real bond yields should remain elevated (for now), inflation pressure is weakening and tightening credit conditions are tightening. Finally, we are overweight absolute return. This is a relatively attractive asset class at a time when the outlook for risky assets is subpar.

Cash



We remain overweight. Cash now offers a relatively attractive return and is an attractive asset class at a time when global growth momentum is slowing.



Equity Allocation by Region

US Equities



With tech looking short-term overbought and given the lack of catalysts to push the dollar higher, it's not clear now is the best time to pile aggressively into the US at the expense of other regions. However, growth in AI looks set to develop into a long-term structural tailwind that benefits the US equity market disproportionately. Against that backdrop, it appears justified to maintain a structural bias to the US, much in the same way that Japan's demographic challenges justify a structurally cautious stance. We're inclined to think that looking for more attractive entry points to add to US equity positions relative to other regions appears to be the best strategy at this stage.

Europe ex UK Equities



Europe ex UK equities have strongly rebounded vs the global equity benchmark (in common currency terms) since last autumn. Helping drive the turnaround has been the strength in continental European FX, which has received a boost thanks to the decline in natural gas prices, increased ECB hawkishness, and from the shift to a more risk-on environment. Looking ahead, the ECB should continue to hike rates. Policy rates spreads between the US and Eurozone should continue to narrow and lend support to the euro. However, if markets go back into risk-off mode (as we expect), that would be a headwind for the euro as it generally trades as a risk-on currency.

UK Equities



After strongly outperforming in 2022 (in common currency terms), UK equity relative performance has underperformed vs the global equity benchmark in common currency terms so far this year. Although strength in the pound vs the dollar has been supportive, value style stocks have fallen out of favour relative to their growth style counterparts, a development that tends to weigh on UK equity relative performance given its high exposure to the former. Looking ahead, the outlook for value vs growth equities is balanced, in our view. Meanwhile, the boost to UK equity relative performance that would come from further gains in the pound appear to be offset by a relatively challenging domestic growth backdrop.

Japan Equities



To get the Japanese equity relative performance outlook right, the best approach in our view is to gauge relative economic growth prospects. Looking ahead, Japanese GDP is likely to outperform US GDP in common currency terms over the near-term. For one, there appears to be scope for the yen to appreciate vs the dollar. Second, Japan's economy should expand at a reasonable pace at a time when we expect US GDP to be sluggish. Against that backdrop, there's probably a window for Japanese equities to continue to outperform. That said, in the long-term, with both the population and birth rate in freefall and given Japan's lack of enthusiasm for immigration, Japan's demographics should act as a roadblock to any sustained economic and equity outperformance.



Asia ex Japan Equities



With the region heavily oversold, Asia ex Japan equities outperformed the global equity benchmark from the end of last October through mid-January this year. Announcements from the Chinese authorities such as its 16-point plan to support the property sector and 20-point plan to optimize COVID restrictions (before outright dropping them) helped catalyse the gains. In addition, like all regions outside the US, Asia ex Japan received a relative performance boost (in common currency terms) from the decline in the dollar. Since then, relative performance has flagged. Looking ahead, the outlook appears balanced. On the one hand, China should be the main global growth bright spot this year. On the other hand, China's growth advantage will likely be relatively modest, a view that is partly linked to the apparent lack of willingness among the Chinese authorities to stimulate the economy. Geopolitics and the opaque political backdrop in China remain concerning.

Emerging Markets ex Asia



Brazil, Saudi Arabia, South Africa, Mexico, and the UAE are the countries with the highest market cap weightings in the EM ex Asia equity index, making it very commodity exposed. There are crosscurrents confronting the region. On the one hand, EM ex Asia remains very cheaply valued. That said, relative performance prospects appear limited. We don't expect much upside to commodity prices in an environment where global growth is slowing and China refrains from large scale stimulus.

At a glance...

The Multi-Asset Balanced Fund

Medium Risk

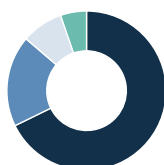
You are prepared to have more than half of your investment held in equities with the aim of achieving a higher investment return over the long term. The greater allocation to equities means your portfolio may experience heightened levels of volatility over the investment term.

The portfolio will typically include two thirds of the assets invested in equities whilst the remainder will be split between cash, fixed income and alternatives. You are prepared to accept fluctuations in the value of your portfolio to achieve your investment goals.

The Fund is actively managed without reference to a benchmark and invests in funds in a range of different asset classes. The investment objective is to provide capital appreciation over the long term. Returns will be generated through both capital growth and income, with a bias towards developed and liquid capital markets. The risk will be diversified by holding collective investments in a range of asset classes and geographies. The management of the portfolio aims to meet the objective conservatively by taking managed risk through fund selection and asset allocation. The portfolio is based on the Brewin Dolphin International MPS Passive Plus Balanced Strategy.

Asset Allocation

Equities	67.5%
Fixed Income	20.9%
Alternatives	7.6%
Cash	4.1%



Equity Allocation

USA	42.3%
Other International (DM)	20.8%
UK	2.8%
Other International (EM)	1.6%
Cash	4.1%

Holding	% Weight
iShares Core S&P 500 UCITS ETF	19.0%
iShares Global Corp Bond UCITS ETF	9.0%
iShares Global Government Bond Index	8.9%
SPDR S&P US Dividend Aristocrats UCITS ETF	8.8%
Vanguard FTSE Developed Europe ex UK UCITS ETF	8.6%
Vanguard S&P 500 UCITS ETF	8.4%
Fidelity MSCI Japan Index Fund	4.4%
Invesco EQQQ Nasdaq-100 UCITS ETF	4.1%
Xtrackers CSI300 Swap UCITS ETF	4.0%
Vanguard - Pacific Ex-Japan Stock Index Fund	3.7%
iShares Global Inflation-Linked Bond Index Fund	3.0%
iShares Core FTSE 100 UCITS ETF USD	2.8%
Xtrackers Russell 2000 UCITS ETF	2.0%
Lyxor MSCI Emerging Markets Ex China UCITS ETF	1.6%
iShares Physical Gold ETC USD	1.5%
JPM Global Macro Opportunities USD	1.5%
BNY Global Short-Dated High Yield Bond Fund	1.3%
BNY Global Funds plc - Global Dynamic Bond Fund	1.2%
BSF Emerging Companies Absolute Return Fund	1.0%
Amundi Index FTSE EPRA NAREIT Global	1.0%
Cash	4.1%

Risks

The Fund is a multi-asset fund investing primarily in other funds ("Underlying Funds") which may invest in equities, Government Bonds, fixed interest securities (which may include sub-investment grade securities), property and other investments. Investors should be willing and able to assume the risks of equity investing. The value of an investment and the income from it can fall as well as rise as a result of market and currency movement, and you may not get back the amount originally invested. Further details on the risk factors are included in the Fund's documentation, available at www.guinnessgi.com/literature



At a glance...

The Multi-Asset Growth Fund

Medium / Higher Risk

You are seeking to generate higher investment returns through a high exposure to equities to help achieve your long-term investment goals.

The portfolio will typically have a very high proportion of your investment held in equities and very low levels of fixed income, cash and alternative asset classes.

A larger proportion invested in equities is likely to lead to increased volatility in the overall value of the portfolio.

The Fund is actively managed without reference to a benchmark and invests in funds in a range of different asset classes. The investment objective is to provide capital appreciation over the long term. Returns will be generated through both capital growth and income, with a bias towards developed and liquid capital markets. The risk will be diversified by holding collective investments in a range of asset classes and geographies. The management of the portfolio aims to meet the objective conservatively by taking managed risk through fund selection and asset allocation. The portfolio is based on the Brewin Dolphin International MPS Passive Plus Growth Strategy

Asset Allocation

Equities	82.2%
Fixed Income	10.4%
Alternatives	2.5%
Cash	4.9%



Equity Allocation

USA	51.7%
Other International (DM)	25.1%
UK	3.4%
Other International (EM)	2.0%
Cash	4.9%

Holding	% Weight
iShares Core S&P 500 UCITS ETF	18.9%
Vanguard S&P 500 UCITS ETF	14.7%
SPDR S&P US Dividend Aristocrats UCITS ETF	10.7%
Vanguard FTSE Developed Europe ex UK UCITS ETF	10.6%
Fidelity MSCI Japan Index Fund	5.4%
Invesco EQQQ Nasdaq-100 UCITS ETF	5.0%
iShares Global Government Bond Index	4.9%
Vanguard - Pacific Ex-Japan Stock Index Fund	4.5%
Xtrackers CSI300 Swap UCITS ETF	4.5%
iShares Global Corp Bond UCITS ETF	4.0%
iShares Core FTSE 100 UCITS ETF USD	3.4%
Xtrackers Russell 2000 UCITS ETF	2.4%
Lyxor MSCI Emerging Markets Ex China UCITS ETF	2.0%
iShares Global Inflation-Linked Bond Index Fund	1.5%
JPM Global Macro Opportunities USD	0.6%
BSF Emerging Companies Absolute Return Fund	0.5%
BNY Global Short-Dated High Yield Bond Fund	0.5%
iShares Physical Gold ETC USD	0.5%
BNY Global Funds plc - Global Dynamic Bond Fund	0.4%
Cash	4.9%

Risks

The Fund is a multi-asset fund investing primarily in other funds ("Underlying Funds") which may invest in equities, Government Bonds, fixed interest securities (which may include sub-investment grade securities), property and other investments. Investors should be willing and able to assume the risks of equity investing. The value of an investment and the income from it can fall as well as rise as a result of market and currency movement, and you may not get back the amount originally invested. Further details on the risk factors are included in the Fund's documentation, available at www.guinnessgi.com/literature



Expert thinking



When you invest with Guinness Global Investors you have a team of experts working for you.

Strength and depth

They are part of our broader team who collaborate to interpret the wider market and economic environment and identify those funds that meet our standard for investment, adding up to the strength and depth of insight we need to deliver for you.

“The Guinness Multi-Asset fund range follows a tried and tested investment approach so our investors can be confident about what to expect from it.”

- David Hood,
Head of Investment Solutions

Meet the Guinness team



Jonathan Waghorn
Co-Manager

Jonathan joined Guinness Global Investors in September 2013 and is co-manager on the Guinness Multi-Asset range



Will Riley
Co-Manager

Will joined Guinness Global Investors in May 2007 and is co-manager on the Guinness Multi-Asset range

Meet the RBC Brewin Dolphin team




David Hood
Head of Investment Solutions

David joined RBC Brewin Dolphin in March 2009 as a quantitative analyst. He heads up the investment solutions team which specialises in model portfolio, fund construction and risk analysis.



Guy Foster
Head of Research

Guy is our Chief Strategist and oversees our broader team, which uses its collective expertise to make both strategic and tactical recommendations for asset allocation by RBC Brewin Dolphin.



Janet Mui
Investment Director

Janet is investment director at RBC Brewin Dolphin. As part of the research team, Janet is responsible for the commentary and communication of RBC Brewin Dolphin's macro/investment views to clients and the media.

Important Information

Issued by Guinness Global Investors a trading name of Guinness Asset Management which is authorised and regulated by the Financial Conduct Authority. This document is provided for information only. All the information contained in it is believed to be reliable but may be inaccurate or incomplete; it should not be relied upon. It is not an invitation to make an investment nor does it constitute an offer for sale. Telephone calls will be recorded.

Documentation

The documentation needed to make an investment, including the Prospectus, the Key Information Document (KID), the Key Investor Information Document (KIID) and the Application Form, is available in English from the website www.guinnessgi.com, or free of charge from:-

The Manager: Link Fund Manager Solutions (Ireland) Ltd, 2 Grand Canal Square, Grand Canal Harbour, Dublin 2, Ireland; or, the Promoter and Investment Manager: Guinness Asset Management Ltd, 18 Smith Square, London SW1P 3HZ.

LFMSI, as UCITS Man Co, has the right to terminate the arrangements made for the marketing of funds in accordance with the UCITS Directive.

Investor Rights

A summary of investor rights in English is available here: <https://www.linkgroup.eu/policy-statements/irish-management-company/>

Residency

In countries where the Fund is not registered for sale or in any other circumstances where its distribution is not authorised or is unlawful, the Fund should not be distributed to resident Retail Clients. NOTE: THIS INVESTMENT IS NOT FOR SALE TO U.S. PERSONS.

NOTE: THIS INVESTMENT IS NOT FOR SALE TO U.S. PERSONS.

The Fund is a sub-fund of Guinness Asset Management Funds PLC (the "Company"), an open-ended umbrella-type investment company, incorporated in Ireland and authorised and supervised by the Central Bank of Ireland, which operates under EU legislation. If you are in any doubt about the suitability of investing in this Fund, please consult your investment or other professional adviser.

