



**GUINNESS**  
GLOBAL INVESTORS  
MULTI-ASSET FUNDS

April 2023  
Market Update &  
Investment Report

POWERED BY



Brewin  
Dolphin

This is a marketing communication. Please refer to the prospectus and KID/KIIDs for the Funds before making any final investment decisions. This document is presented to you in your capacity as a Professional Client and is not for general distribution to Retail Clients. Should you receive this document as a Retail Client you should disregard its content and take no action based upon it.

# Contents



3

The Month in a Minute >



4

The Month in Numbers >



5

Asset Allocation Overview >



6

Equity Allocation by Region >




8

At a glance The Balanced Fund >



9

At a glance The Growth Fund >



# The Month in a Minute...



## March Overview

Following a rollercoaster quarter both equity and bond markets ended the period in positive territory with equities markedly outperforming as exhibited by developed markets which returned over 7% (MSCI World in USD)

The optimism at the start of January, with the hopes interest rates were near their peak and recessions would be avoided or shallow led to concerns in February as core inflation remained stubbornly sticky. Markets were further hit in February following the collapse of SVB in the US and the ripple effect across the financial sector which saw further issues at Credit Suisse as UBS rode in as a white knight. Despite this, as the quarter reached its autumn, bonds and equities rallied as investor optimism and lower bond yields provided momentum.



European equities were the highlight, providing double-digit returns, as strong economic data, resilience in the service sector and falls in energy costs offered a tailwind. Protests towards the end of March as President Macron, in France, looked to increase the age of retirement did little to derail French markets.

Whilst across developed countries headline inflation continued to show falls, core inflation (CPI) remained more persistent. This meant major central banks continued their path of higher rates, but the size of the hikes differed as the quarter evolved. The US adjusted its rate rises to 25bps in both February and March whilst the ECB which were later to the interest rate increase cycle remained with 50bps rises in both months. That said economic data as exhibited by the Purchasers Manager Index (PMI) and GDP remained supportive of growth.

With bond yields falling in March, following concerns in the Banking Sector, and hopes interest rates were near their zenith, growth stocks significantly outperformed value.

Emerging markets benefitted from the relaxation of covid restrictions in China and supportive central bank policy as interest rates were cut and concerns of government intervention around certain industries abated.



As markets rallied over the quarter, the performance of growth and tech saw the holding of the Invesco Nasdaq 100 provide strong returns. The JP Morgan Global Macro fund and the exposure to China via the Xtrackers CSI300 were also highlights.

# The Month in Numbers



As at 31/03/2023	Guinness Multi-Asset Balanced Fund			Guinness Multi-Asset Growth Fund		
	Strategic Asset Allocation	Tactical Asset Allocation	Difference vs SAA	Strategic Asset Allocation	Tactical Asset Allocation	Difference vs SAA
Cash	2.5%	4.0%	1.5%	2.5%	4.0%	1.5%
Bonds	22.5%	20.5%	-2.0%	12.0%	10.0%	-2.0%
Government Bonds	8.5%	8.5%	0.0%	4.5%	4.5%	0.0%
Inflation Linked Bonds	3.0%	3.0%	0.0%	1.5%	1.5%	0.0%
Corporate Bonds	11.0%	9.0%	-2.0%	6.0%	4.0%	-2.0%
Equities	68.0%	67.5%	-0.5%	83.5%	83.0%	-0.5%
UK equities	2.8%	2.8%	0.0%	3.5%	3.5%	0.0%
International equities	65.2%	64.7%	-0.5%	80.0%	79.5%	-0.5%
US	41.8%	41.6%	-0.2%	51.3%	50.9%	-0.4%
Europe ex UK	9.0%	8.9%	-0.1%	11.1%	11.0%	-0.1%
Japan	4.2%	4.2%	0.0%	5.2%	5.2%	0.0%
Asia ex Japan	8.5%	8.4%	-0.1%	10.5%	10.4%	-0.1%
EM	1.6%	1.6%	0.0%	2.0%	2.0%	0.0%
Alternatives	7.0%	8.0%	1.0%	2.0%	3.0%	1.0%
Hedge funds/alternatives	4.0%	5.5%	1.5%	1.0%	2.5%	1.5%
Commercial property	1.5%	1.0%	-0.5%	0.5%	0.0%	-0.5%
Gold	1.5%	1.5%	0.0%	0.5%	0.5%	0.0%

As at 31/03/2023 in GBP	Euro STOXX	MSCI UK	MSCI AC Asia ex Japan	MSCI Emerging Markets	S&P 500	TSE TOPIX
1m	0.7%	-2.7%	1.3%	0.9%	1.5%	1.7%
3m	10.9%	3.2%	1.5%	1.1%	4.4%	3.2%
6m	26.4%	12.1%	4.9%	3.0%	4.1%	8.5%
1yr	12.8%	5.6%	-3.0%	-4.9%	-2.3%	2.3%
3yr	62.1%	50.9%	22.7%	25.7%	64.9%	23.4%
5yr	41.6%	31.4%	13.9%	8.4%	87.8%	17.3%
10yr	142.0%	72.0%	82.8%	49.7%	267.9%	103.1%

# Asset Allocation Overview



Positive Asset Class View



Negative Asset Class View

## Equities



Global equities have rallied sharply since October. Chinese growth, global energy prices, US inflation and labour force participation have been moving in a clear "soft landing friendly" direction. Nevertheless, we suspect the US will ultimately suffer a recession (albeit a mild one), with it stemming largely from monetary tightening. A US recession would pull corporate profits lower, and the global equity market along with it. Against that backdrop, we retain a mild global equity underweight.

## Bonds



We retain a neutral position on government bonds. Within this category, we favour Gilts, given the UK's interest sensitivity and more challenging economic outlook. With central banks nearing the end of their tightening cycles, our bias is to look for attractive entry points to go overweight. Corporate bonds have rallied since October last year on the back of both a decline in risk free bond yields and credit spread compression. With yield curves deeply inverted and central banks unlikely to start cutting rates anytime soon, we are not likely to see the risk-free component support corporate bond performance over the next couple of months. With regards to the credit component, spreads have tightened significantly since October. Credit spreads typically move inversely with economic momentum. Although there may be a temporary pickup in growth, it will likely be modest. As a mild US recession that begins at the end of this year remains our base case, we do not believe the economic outlook is one that justifies credit spreads tightening much further. Against this backdrop, we retain an underweight position in corporate bonds.

## Alternatives



The gold price has historically been inversely correlated with real (inflation adjusted) bond yields. The recent rally in gold has been significantly stronger than one would have expected based on the much more modest recent drop in real yields. Dollar weakness has explained part of the divergence, as has the reportedly strong buying from foreign official sector purchasers (China, Russia) looking to diversify their reserve holdings. Against this backdrop, we retain a neutral position to gold, despite the fact that it looks expensive relative to real bond yields. We remain underweight property. Real bond yields should remain elevated (for now), and inflation pressure is weakening. Finally, we are overweight absolute return. This is a relatively attractive asset class at a time when the risk/reward backdrop for equities and bonds is not great.

## Cash



We remain overweight. Cash is a relatively attractive asset class at a time when global growth momentum is slowing and there is scope for bond yields to keep rising. Moreover, with the UK yield curve inverted, cash now offers a more attractive return than longer dated bonds.



# Equity Allocation by Region

## US Equities



We are close to a cyclical top in sovereign bond yields, in our view. Rising bond yields have been good for the relative performance of the global equity “value” style over the global “growth” style. If it is correct that bond yields aren't far from a peak, that removes a headwind for the relative performance of growth stocks. That would be supportive of US equity relative performance given that this market is heavily overweight the growth style. Nevertheless, with the US equity market relatively expensive, the dollar outlook uncertain over the next year and with the interest rate backdrop likely to be “higher for longer”, we suspect US equities do not offer much in the way of relative performance upside.

## Europe ex UK Equities



Europe ex UK equities have strongly rebounded vs the global equity benchmark (in common currency terms). Helping drive the turnaround has been the strength in continental European FX, which has received a boost thanks to the decline in natural gas prices, increased ECB hawkishness, and from the shift to a more risk-on environment. Looking ahead, to believe the pro-cyclical euro will continue to appreciate, risk assets will likely need to continue to rally. We are sceptical. Without continued upside in European FX, it will be difficult for Europe ex UK to sustain its recent outperformance in common currency terms.

## UK Equities



Rate hikes should have a detrimental impact on growth in the UK faster than the US, partly because mortgage terms in the UK are much shorter. Higher mortgage rates are pushing UK house prices lower, and that historically has coincided with weaker consumer spending. Relatively weak UK economic growth tends to weigh on UK equity relative performance. The UK market is heavily weighted in value style-oriented stocks, which have mostly outperformed since late 2021. Looking ahead, the outlook for value vs growth stock relative performance is more balanced.

## Japan Equities



To get the Japanese equity relative performance outlook right, the best approach in our view is to gauge relative economic growth prospects. Looking ahead, Japanese GDP is likely to outperform US GDP in common currency terms over the near-term. For one, there appears to be scope for the yen to continue to appreciate vs the dollar. Second, Japan's economy should expand at a reasonable pace at a time when we expect US GDP to be sluggish. Against that backdrop, there's probably a window for Japanese equities to outperform. That said, in the long-term, with both the population and birth rate in freefall and given Japan's lack of enthusiasm for immigration, Japan's demographics should act as a roadblock to any sustained economic and equity outperformance.



## Asia ex Japan Equities



With the region heavily oversold, Asia ex Japan equities outperformed the global equity benchmark from the end of last October through mid-January this year. Announcements from the Chinese authorities such as its 16-point plan to support the property sector and 20-point plan to optimize COVID restrictions (before outright dropping them) helped catalyse the gains. In addition, like all regions outside the US, Asia ex Japan received a relative performance boost (in common currency terms) from the decline in the dollar. Since then, relative performance has flagged. Looking ahead, the outlook appears balanced. On the one hand, China should be the main global growth bright spot this year. On the other hand, at last month's annual National People's Congress meeting, a conservative GDP growth target of 5% for this year was announced. This does not send a strong signal that the authorities are set to be aggressive with regards to stimulus. Finally, geopolitics and the opaque political backdrop in China remain concerning.

## Emerging Markets ex Asia



Brazil, Saudi Arabia, South Africa, Mexico, and the UAE are the countries with the highest market cap weightings in the EM ex Asia equity index, making it very commodity exposed. There are crosscurrents confronting the region. On the one hand, EM ex Asia remains very cheaply valued. On the other hand, EM FX should depreciate vs the dollar as global economic growth slows. With the Chinese economy accelerating but most of the rest of the world slowing, the outlook for commodity prices appears to be neither hot nor cold.

At a glance...

# The Multi-Asset Balanced Fund

## Medium Risk

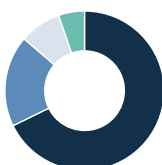
You are prepared to have more than half of your investment held in equities with the aim of achieving a higher investment return over the long term. The greater allocation to equities means your portfolio may experience heightened levels of volatility over the investment term.

The portfolio will typically include two thirds of the assets invested in equities whilst the remainder will be split between cash, fixed income and alternatives. You are prepared to accept fluctuations in the value of your portfolio to achieve your investment goals.

The Fund is actively managed without reference to a benchmark and invests in funds in a range of different asset classes. The investment objective is to provide capital appreciation over the long term. Returns will be generated through both capital growth and income, with a bias towards developed and liquid capital markets. The risk will be diversified by holding collective investments in a range of asset classes and geographies. The management of the portfolio aims to meet the objective conservatively by taking managed risk through fund selection and asset allocation. The portfolio is based on the Brewin Dolphin International MPS Passive Plus Balanced Strategy.

## Asset Allocation

Equities	68.0%
Fixed Income	20.4%
Alternatives	8.0%
Cash	3.5%



## Equity Allocation

USA	41.9%
Other International (DM)	21.7%
UK	2.8%
Other International (EM)	1.6%
Cash	3.5%

Holding	% Weight
iShares Core S&P 500 UCITS ETF USD Dist	18.8%
Vanguard FTSE Developed Europe ex UK UCITS ETF	9.0%
iShares Global Corp Bond UCITS ETF	8.9%
SPDR S&P US Dividend Aristocrats UCITS ETF	8.8%
iShares Global Government Bond Index	8.5%
Vanguard S&P 500 UCITS ETF	8.4%
Xtrackers CSI300 Swap UCITS ETF	4.4%
Fidelity MSCI Japan Index Fund	4.2%
Vanguard - Pacific Ex-Japan Stock Index Fund	4.1%
Invesco EQQQ Nasdaq-100 UCITS ETF	4.0%
iShares Global Inflation-Linked Bond Index Fund	3.0%
iShares Core FTSE 100 UCITS ETF USD	2.8%
Xtrackers Russell 2000 UCITS ETF	1.9%
Lyxor MSCI Emerging Markets Ex China UCITS ETF	1.6%
iShares Physical Gold ETC USD	1.6%
BNY Global Short-Dated High Yield Bond Fund	1.5%
JPM Global Macro Opportunities USD	1.5%
BNY Global Funds plc - Global Dynamic Bond Fund	1.5%
BSF Emerging Companies Absolute Return Fund	1.0%
Amundi Index FTSE EPRA NAREIT Global	0.9%
Cash	3.5%

## Risks

The Fund is a multi-asset fund investing primarily in other funds ("Underlying Funds") which may invest in equities, Government Bonds, fixed interest securities (which may include sub-investment grade securities), property and other investments. Investors should be willing and able to assume the risks of equity investing. The value of an investment and the income from it can fall as well as rise as a result of market and currency movement, and you may not get back the amount originally invested. Further details on the risk factors are included in the Fund's documentation, available at [www.guinnessgi.com/literature](http://www.guinnessgi.com/literature)





At a glance...

# The Multi-Asset Growth Fund

## Medium / Higher Risk

You are seeking to generate higher investment returns through a high exposure to equities to help achieve your long-term investment goals.

The portfolio will typically have a very high proportion of your investment held in equities and very low levels of fixed income, cash and alternative asset classes.

A larger proportion invested in equities is likely to lead to increased volatility in the overall value of the portfolio.

The Fund is actively managed without reference to a benchmark and invests in funds in a range of different asset classes. The investment objective is to provide capital appreciation over the long term. Returns will be generated through both capital growth and income, with a bias towards developed and liquid capital markets. The risk will be diversified by holding collective investments in a range of asset classes and geographies. The management of the portfolio aims to meet the objective conservatively by taking managed risk through fund selection and asset allocation. The portfolio is based on the Brewin Dolphin International MPS Passive Plus Growth Strategy

## Asset Allocation

Equities	82.2%
Fixed Income	9.5%
Alternatives	2.9%
Cash	5.4%



## Equity Allocation

USA	51.1%
Other International (DM)	25.7%
UK	3.5%
Other International (EM)	2.0%
Cash	5.4%

Holding	% Weight
iShares Core S&P 500 UCITS ETF USD Dist	18.7%
Vanguard S&P 500 UCITS ETF	14.4%
Vanguard FTSE Developed Europe ex UK UCITS ETF	11.0%
SPDR S&P US Dividend Aristocrats UCITS ETF	10.7%
Xtrackers CSI300 Swap UCITS ETF	5.0%
Invesco EQQQ Nasdaq-100 UCITS ETF	4.9%
Fidelity MSCI Japan Index Fund	4.9%
Vanguard - Pacific Ex-Japan Stock Index Fund	4.7%
iShares Global Government Bond Index	4.2%
iShares Global Corp Bond UCITS ETF	3.9%
iShares Core FTSE 100 UCITS ETF USD	3.5%
Xtrackers Russell 2000 UCITS ETF	2.3%
Lyxor MSCI Emerging Markets Ex China UCITS ETF	2.0%
iShares Global Inflation-Linked Bond Index Fund	1.4%
BNY Global Short-Dated High Yield Bond Fund	0.7%
JPM Global Macro Opportunities USD	0.6%
BNY Global Funds plc - Global Dynamic Bond Fund	0.6%
iShares Physical Gold ETC USD	0.6%
BSF Emerging Companies Absolute Return Fund	0.5%
Cash	5.4%

## Risks

The Fund is a multi-asset fund investing primarily in other funds ("Underlying Funds") which may invest in equities, Government Bonds, fixed interest securities (which may include sub-investment grade securities), property and other investments. Investors should be willing and able to assume the risks of equity investing. The value of an investment and the income from it can fall as well as rise as a result of market and currency movement, and you may not get back the amount originally invested. Further details on the risk factors are included in the Fund's documentation, available at [www.guinnessgi.com/literature](http://www.guinnessgi.com/literature)



# Expert thinking



When you invest with Guinness Global Investors you have a team of experts working for you.

## Strength and depth

They are part of our broader team who collaborate to interpret the wider market and economic environment and identify those funds that meet our standard for investment, adding up to the strength and depth of insight we need to deliver for you.

**“The Guinness Multi-Asset fund range follows a tried and tested investment approach so our investors can be confident about what to expect from it.”**

- David Hood,  
Head of Investment Solutions

## Meet the Guinness team



**Jonathan Waghorn**  
Co-Manager

Jonathan joined Guinness Global Investors in September 2013 and is co-manager on the Guinness Multi-Asset range



**Will Riley**  
Co-Manager

Will joined Guinness Global Investors in May 2007 and is co-manager on the Guinness Multi-Asset range

## Meet the RBC Brewin Dolphin team




**David Hood**  
Head of Investment Solutions

David joined RBC Brewin Dolphin in March 2009 as a quantitative analyst. He heads up the investment solutions team which specialises in model portfolio, fund construction and risk analysis.



**Guy Foster**  
Head of Research

Guy is our Chief Strategist and oversees our broader team, which uses its collective expertise to make both strategic and tactical recommendations for asset allocation by RBC Brewin Dolphin.



**Janet Mui**  
Investment Director

Janet is investment director at RBC Brewin Dolphin. As part of the research team, Janet is responsible for the commentary and communication of RBC Brewin Dolphin's macro/investment views to clients and the media.



# Important Information

Issued by Guinness Global Investors a trading name of Guinness Asset Management which is authorised and regulated by the Financial Conduct Authority. This document is provided for information only. All the information contained in it is believed to be reliable but may be inaccurate or incomplete; it should not be relied upon. It is not an invitation to make an investment nor does it constitute an offer for sale. Telephone calls will be recorded.

## Documentation

The documentation needed to make an investment, including the Prospectus, the Key Information Document (KID), the Key Investor Information Document (KIID) and the Application Form, is available in English from the website [www.guinnessgi.com](http://www.guinnessgi.com), or free of charge from:-

The Manager: Link Fund Manager Solutions (Ireland) Ltd, 2 Grand Canal Square, Grand Canal Harbour, Dublin 2, Ireland; or, the Promoter and Investment Manager: Guinness Asset Management Ltd, 18 Smith Square, London SW1P 3HZ.

LFMSI, as UCITS Man Co, has the right to terminate the arrangements made for the marketing of funds in accordance with the UCITS Directive.

## Investor Rights

A summary of investor rights in English is available here: <https://www.linkgroup.eu/policy-statements/irish-management-company/>

## Residency

In countries where the Fund is not registered for sale or in any other circumstances where its distribution is not authorised or is unlawful, the Fund should not be distributed to resident Retail Clients. NOTE: THIS INVESTMENT IS NOT FOR SALE TO U.S. PERSONS.

NOTE: THIS INVESTMENT IS NOT FOR SALE TO U.S. PERSONS.

The Fund is a sub-fund of Guinness Asset Management Funds PLC (the "Company"), an open-ended umbrella-type investment company, incorporated in Ireland and authorised and supervised by the Central Bank of Ireland, which operates under EU legislation. If you are in any doubt about the suitability of investing in this Fund, please consult your investment or other professional adviser.

